



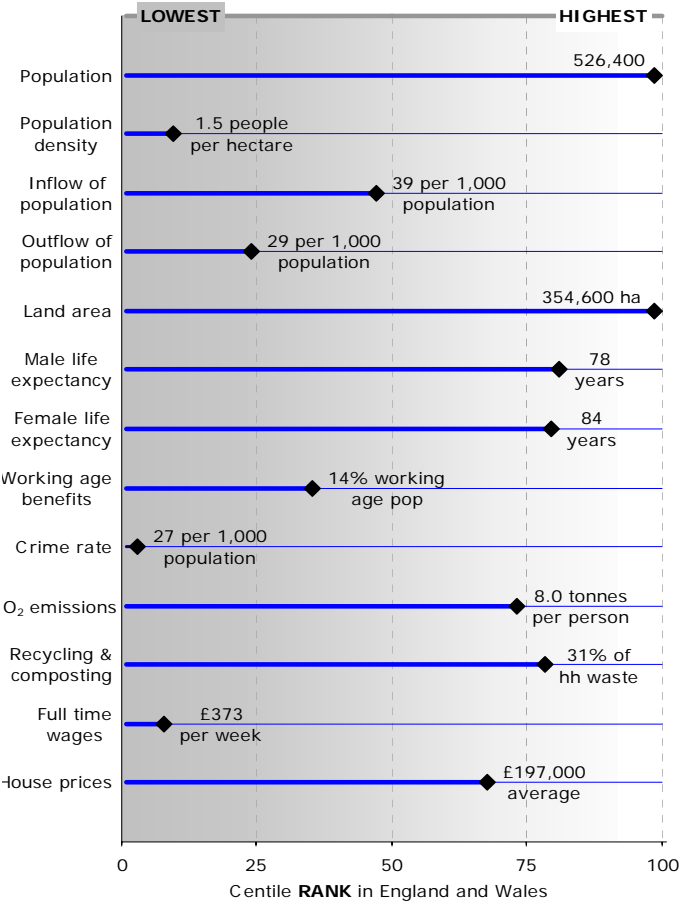
ONECORNWALL

South West Neighbourhood Resource Centre Roadshow

22 October 2008

About Cornwall


Cornwall relative to other unitaries in England and Wales (centile RANK)



- Only Birmingham and Leeds have larger **populations** amongst the unitary authorities.
- Comparable **population density** to East Riding of Yorkshire and North Lincolnshire.
- The 30-59 age group make up the biggest proportion of **incoming population** (41%).
- The 16-29 age group make up the biggest proportion of **outgoing population** (39%).
- Only Northumberland and Powys cover larger **areas** amongst the unitary authorities.
- **Male life expectancy** has improved by 3 years over the last decade.
- **Female life expectancy** has improved by 2 years over the last decade.
- In some areas of Cornwall **benefit claimants** rise to 27% of working age population.
- **Crime** in Cornwall is relatively low but its impact on communities is significant.
- **CO₂ emissions** are evenly split between commercial, domestic and road transport.
- The highest **recycling and composting rate** in the country is 44% (Peterborough).
- **Average wages** (pre-tax) vary from £339 (Blaenau Gwent) to £834 (City of London).
- **Average house prices** are comparable to Slough, North Somerset and Bournemouth.

The drivers for Community Empowerment

- Local people know what's best for local areas
- Local government viewed as too remote
- Confusion and accountability



A new council

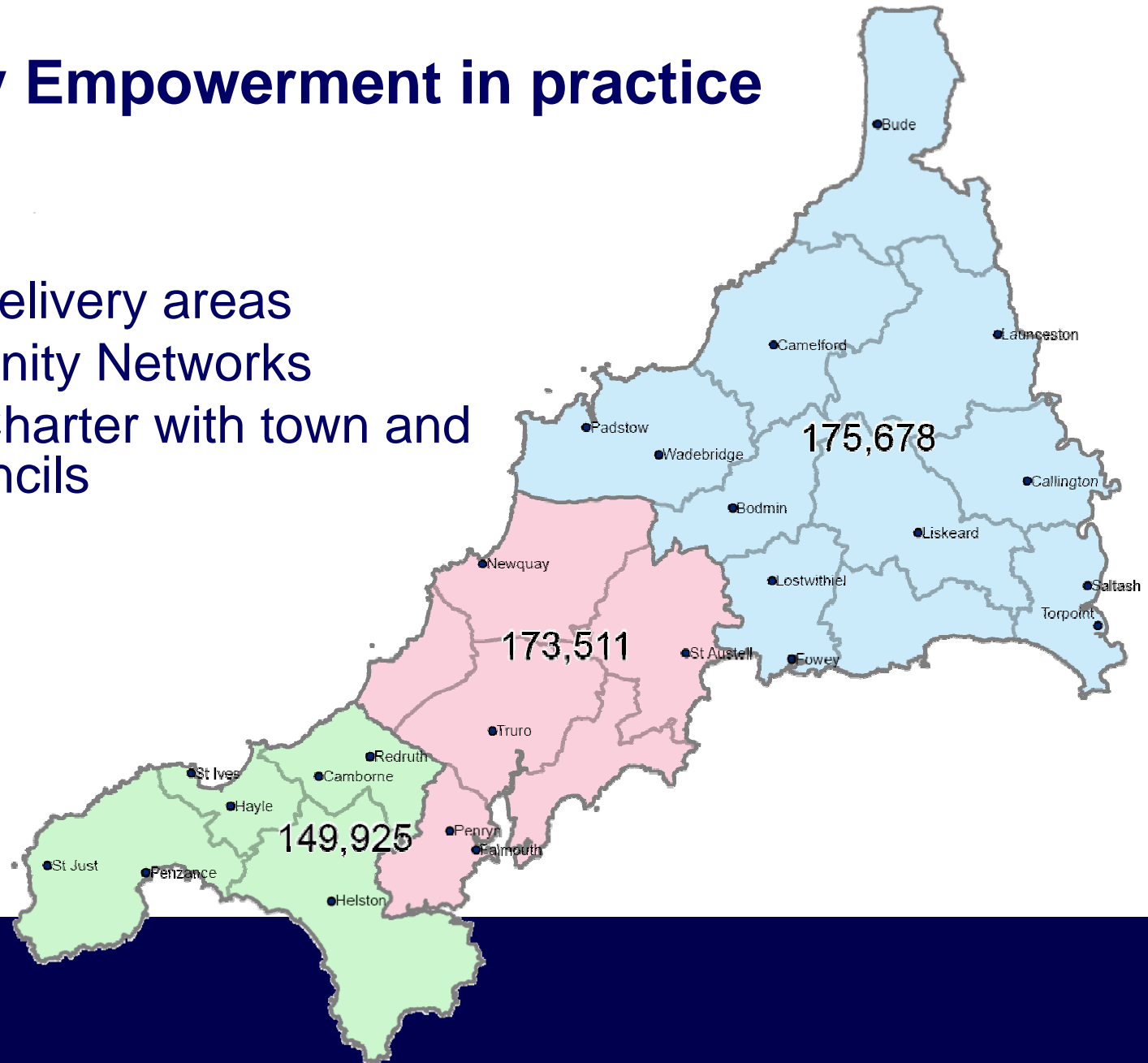
- Strong leadership
- Customer focus
- Community empowerment
- Investing in our people
- Excellent, efficient services



**Cornwall
Council**

Community Empowerment in practice

- 3 service delivery areas
- 20 Community Networks
- Localism Charter with town and parish councils



What will this deliver?

- Responsive local government
- Intelligence led service provision
- Higher quality services
- Vibrant civic society
- Thriving democracy



Any questions?

